

Implemented RI Australian Share Portfolio

Fund facts

APIR code	PER6066AU
Inception date [^]	1 November 2024
Asset class	Domestic Equities
Investment style	Multi manager blend
Benchmark	S&P/ASX 300 Accumulation Index
Suggested length of investment	Five years or more
Unit pricing frequency	Daily
Distribution frequency	Quarterly
Legal type	Unit trust
Product type	Wholesale Managed Investment Scheme
Status	Open
Management fee*(%)	0.90%
Buy/Sell spread	0.12% / 0.12% as at June 2025
Issuer	Perpetual Investment Management Limited

*Additional fees and costs generally apply. Please refer to the Product Disclosure Statement for further details.

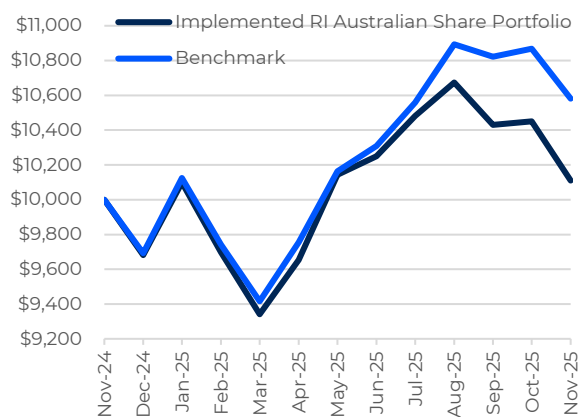
Investment objective

To provide investors with long term capital growth and income by investing in a diversified portfolio of Australian shares. To outperform the S&P/ASX 300 Accumulation Index (before fees and tax) over rolling three-year periods.

Benefits

Provides investors with access to a diversified portfolio of Australian shares through a professionally managed, multi-manager structure. Manager-specific risk is reduced through the diversification of investment style and philosophy. Responsible Investment considerations are inherent within the specialist investment managers' investment strategies.

Growth of \$10,000 since inception



Source: State Street. Performance shown is net of all fees and transaction costs. Past performance is not indicative of future performance.

Net performance

As at November 2025

Returns	1M	3M	1YR	3YR	5YR	S/I*
Total return	-3.3%	-5.3%	1.1%	-	-	1.1%
Growth return	-3.3%	-5.7%	-2.8%	-	-	-3.0%
Distribution return	0.0%	0.4%	3.9%	-	-	4.1%
Benchmark	-2.6%	-2.9%	5.8%	-	-	5.8%
Excess Return	-0.6%	-2.4%	-4.7%	-	-	-4.7%

Source: State Street. Performance shown is net of all fees and transaction costs. Past performance is not indicative of future performance. *Since Inception[^].

Top 10 stock holdings

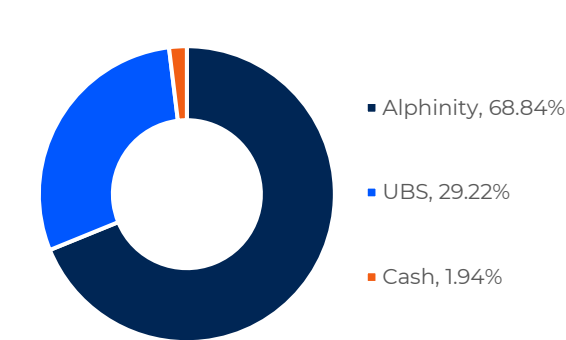
As at November 2025

Stock	Weight	Country
BHP Group Limited	7.6%	Australia
ANZ Banking Group	5.9%	Australia
Commonwealth Bank	5.4%	Australia
CSL Limited	4.8%	Australia
National Australia Bank	4.6%	Australia
Westpac Banking Corporation	4.4%	Australia
Goodman Group	4.3%	Australia
Macquarie Group	4.2%	Australia
Rio Tinto Ltd.	3.1%	Australia
Brambles Limited	2.9%	Australia
Total Top 10 Holdings %	47.2%	

Source(s): State Street, FactSet.

Portfolio exposure by manager

As at November 2025



Source(s): State Street, FactSet

Investment approach

The Portfolio adopts a multi-manager approach, combining specialist investment managers with complementary styles and philosophies. This diversification seeks to reduce volatility by avoiding over-exposure to any single manager or investment style. Specialist investment managers are selected based on their ability to implement Responsible Investment strategies, which may include replication of an ESG index. Derivatives may be used in managing the portfolio.

Investment strategy

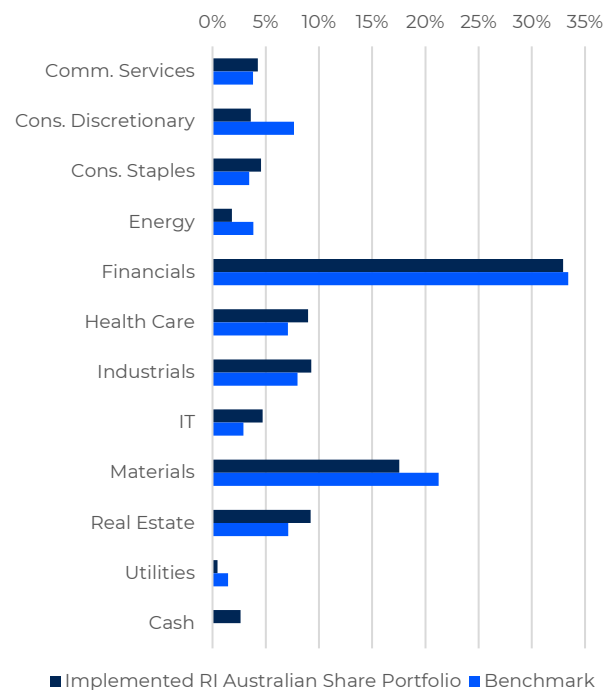
The strategy is biased towards utilising investment managers that have a robust investment process, operate within an appropriate risk management framework and operate in an aligned and stable organisational structure. Utilising a multi-manager framework, the strategy aims to provide a blend of managers that together are expected to deliver a relatively smooth return profile, while including Responsible Investment considerations as part of their investment strategy.

Each investment manager is granted the flexibility to apply their unique investment philosophy and approach to assessing investments from an ESG and responsible investment perspective. This may include the use of both negative and/or positive screening methodologies. However, all specialist investment manager strategies must include the Global Industry Classification Standard (GICS[®]) based exclusionary screens as outlined in the Product Disclosure Statement (PDS), which prohibit investment in companies identified in specific GICS sub-sectors.

Specialist investment managers are selected for their distinct investment styles and/or biases which are intentionally chosen to improve the risk/return characteristics of the overall investment blend. Collectively, this multi-manager structure aims to deliver a well-diversified portfolio across holdings, sectors, and market capitalisations. Perpetual undertakes rigorous due diligence prior to manager selection. Each selected manager is engaged under a separate account arrangement, allowing full transparency over the underlying holdings. Managers are subject to ongoing review and may be appointed or removed at Perpetual's discretion, without prior notice to investors. As such, the composition of specialist investment managers may vary throughout the life of your investment.

Sector exposures

As at November 2025



Source(s): State Street, FactSet

Manager line-up and approach

As at November 2025

Manager	Approach
Alphinity Investment Management	Core manager with a hybrid fundamental/quant approach, with a multi-layered ESG integration process.
UBS Asset Management	Passive exposure to MSCI Australia Selection Index, representing companies meeting specific ESG criteria.

Exclusionary screens

As at November 2025

Excluded Industries for Direct Investment*
Tobacco – (GICS sector 30203010) – Defined as “Manufacturers of cigarettes and other tobacco products”
Casinos and Gaming – (GICS sector 25301010) – Defined as “Owners and operators of casinos and gaming facilities. Includes companies providing lottery and betting services”
Brewers or Distillers and Vintners – (GICS sectors 30201010 & 30201020) – Defined as “Producers of beer and malt liquors, distillers, vintners and producers of alcoholic beverages”
Other specialised REITS – (GICS sector 60108010) – Defined as “Companies or trusts engaged in the acquisition, development, ownership. Leasing, management and operation of properties not classified elsewhere under another GICS equity real estate investment trusts classification”

*Please refer to the Product Disclosure Statement for further information in relation to our ESG screening criteria.

More information

1800 631 381

pcresearch@perpetual.com.au

perpetual.com.au/managed

^ Fund commenced in November 2024 with performance reporting from December 2024 once the fund had made an investment.

§ Global Industry Classification Standard ("GICS") was developed by and is the exclusive property and service mark of MSCI Inc. ("MSCI") and S&P Global Market Intelligence ("S&P") and is licensed for use by Perpetual Services Pty Limited. Neither MSCI, S&P, nor any other party involved in making or compiling the GICS or any GICS classifications makes any express or implied warranties or representations with respect to such standard or classification (of the results to be obtained by the use thereof), and all such parties here by expressly disclaim all warranties of originality, accuracy, completeness, merchantability and fitness for a particular purpose with respect to any of such standard or classification. Without limiting any of the foregoing, in no event shall MSCI, S&P, any of their affiliates or any third party involved in making or compiling the GICS or any GICS classifications have any liability for any direct, indirect, special, punitive, consequential or any other damages (including lost profits) even if notified of the possibility of such damages.

For additional information on GICS please visit: www.msci.com/out-solutions/indexes/gics

Perpetual Private advice and services are provided by Perpetual Trustee Company Limited (PTCo), ABN 42 000 001 007, AFSL 236643. This publication has been prepared by PTCo and Perpetual Investment Management Limited (PIML) ABN 18 000 866 535 AFSL 234426 (as responsible entity of the Implemented Portfolio) and issued by PTCo. It contains general information only and is not intended to provide you with advice or take into account your objectives, financial situation or needs. You should consider, with a financial adviser, whether the information is suitable for your circumstances. The information is believed to be accurate at the time of compilation and is provided by PTCo in good faith. To the extent permitted by law, no liability is accepted for any loss or damage as a result of any reliance on this information. The PDS for the Implemented Portfolio issued by PIML, should be considered before deciding whether to acquire or hold units in the Implemented Portfolio. The PDS and Target Market Determination can be obtained by calling 1800 022 033 or visiting our website www.perpetual.com.au. No company in the Perpetual Group (Perpetual Limited ABN 86 000 431 827 and its subsidiaries) guarantees the performance of any fund or the return of an investor's capital. Total returns shown for the Implemented Portfolio have been calculated using exit prices after taking into account all of Perpetual's ongoing fees and assuming reinvestment of distributions. No allowance has been made for taxation. Past performance is not indicative of future performance. Published in December 2025.